



POLAR
LONG
THERMO STOP SYSTEM

0,36
Ud VALUE

LOFT LADDER LONG IN EVEN **WARMER** EDITION



POLAR LONG


Loft ladder **POLAR** has double seals, thanks to which, it will be perfect to place in all conditions, moreover contributing to significantly reduce related costs with heating the house or apartment. **POLAR** stairs are characterized by the best coefficient transfer heat on the market **Ud=0,36** and 4 class tightness.

0,36


U_dVALUE

4 CLASS AIR TIGHTNESS

YOUR **FRUGALITY** COMES ALONG WITH BETTER U_d VALUE FACTOR



U_d 1,22



U_d 1,1



U_d 0,85



U_d 0,7



U_d 0,36



POLAR

POLAR Z2

MAXI

EXTRA

KOMFORT

TERMO PS

CLASSIC LOFT LADDERS



4 CLASS AIR TIGHTNESS

U_d = 0,36 W/m²·K

EN 14975 COMPLIANCE WITH THE STANDARD

5 YEARS GUARANTEE

ADDITIONAL STEP

160 KG MAXIMUM LOAD

HANDRAIL

PROTECTIVE FEET

2x SEALS

4 CLASS AIR TIGHTNESS

U_d = 0,36 W/m²·K

EN 14975 COMPLIANCE WITH THE STANDARD

5 YEARS GUARANTEE

TWO-POINT LOCK

ADDITIONAL STEP

160 KG MAXIMUM LOAD

HANDRAIL

PROTECTIVE FEET

2x SEALS

U_d = 0,7 W/m²·K

EN 14975 COMPLIANCE WITH THE STANDARD

3 YEARS GUARANTEE

160 KG MAXIMUM LOAD

HANDRAIL

PROTECTIVE FEET

2x SEALS

U_d = 0,85 W/m²·K

EN 14975 COMPLIANCE WITH THE STANDARD

3 YEARS GUARANTEE

160 KG MAXIMUM LOAD

HANDRAIL

PROTECTIVE FEET

1x SEAL

U_d = 1,1 W/m²·K

EN 14975 COMPLIANCE WITH THE STANDARD

3 YEARS GUARANTEE

160 KG MAXIMUM LOAD

HANDRAIL

PROTECTIVE FEET

1x SEAL

U_d = 1,22 W/m²·K

EN 14975 COMPLIANCE WITH THE STANDARD

3 YEARS GUARANTEE

160 KG MAXIMUM LOAD

HANDRAIL

PROTECTIVE FEET

1x SEAL

Insulated hatch thickness	86 mm
Thickness of thermal insulation	80 mm
Hatch colour from both sides	White
Wooden ladder	3 sections
Height of wooden box	170 mm
Width of ladder	400 mm
Width of step	358 mm
Depth of step	80 mm
Landing space	139/147 cm
Opening distance/angle	165/169 cm
Maximum ceiling height	280 cm

Insulated hatch thickness	86 mm
Thickness of thermal insulation	80 mm
Hatch colour from both sides	White
Wooden ladder	3 sections
Height of wooden box	170 mm
Width of ladder	400 mm
Width of step	358 mm
Depth of step	80 mm
Landing space	139/147 cm
Opening distance/angle	165/169 cm
Maximum ceiling height	280 cm

Insulated hatch thickness	56 mm
Thickness of thermal insulation	50 mm
Hatch colour from both sides	White
Wooden ladder	3 sections
Height of wooden box	170 mm
Width of ladder	400 mm
Width of step	358 mm
Depth of step	80 mm
Landing space	151 cm
Opening distance/angle	168 cm
Maximum ceiling height	280 cm

Insulated hatch thickness	46 mm
Thickness of thermal insulation	40 mm
Hatch colour from both sides	White
Wooden ladder	3 sections
Height of wooden box	170 mm
Width of ladder	400 mm
Width of step	358 mm
Depth of step	80 mm
Landing space	128/142 cm
Opening distance/angle	161/165 cm
Maximum ceiling height	280 cm

Insulated hatch thickness	36 mm
Thickness of thermal insulation	30 mm
Hatch colour from both sides	White
Wooden ladder	3 sections
Height of wooden box	135 mm
Width of ladder	400 mm
Width of step	358 mm
Depth of step	80 mm
Landing space	134/148 cm
Opening distance/angle	160/166 cm
Maximum ceiling height	280 cm

Insulated hatch thickness	26 mm
Thickness of thermal insulation	20 mm
Hatch colour from both sides	White
Wooden ladder	3 sections
Height of wooden box	135 mm
Width of ladder	400 mm
Width of step	358 mm
Depth of step	80 mm
Landing space	134/148 cm
Opening distance/angle	160/166 cm
Maximum ceiling height	280 cm

Box dimensions [cm]

- 113x55 120x55 130x55 140x55
- 113x60 120x60 130x60 140x60
- 113x70 120x70 130x70 140x70

Box dimensions [cm]

- 113x55 120x55 130x55 140x55
- 113x60 120x60 130x60 140x60
- 113x70 120x70 130x70 140x70

Box dimensions [cm]

- 120x55 130x55
- 120x60 130x60
- 120x70 130x70

Box dimensions [cm]

- 110x55 120x55 130x55 140x55
- 110x60 120x60 130x60 140x60
- 110x70 120x70 130x70 140x70

Box dimensions [cm]

- 110x55 120x55 130x55 140x55
- 110x60 120x60 130x60 140x60
- 110x70 120x70 130x70 140x70

Box dimensions [cm]

- 110x55 120x55 130x55 140x55
- 110x60 120x60 130x60 140x60
- 110x70 120x70 130x70 140x70

Outer box dimensions, mounting opening 2 cm larger
Non-standard box dimensions and additional accessories on pages 20 - 23

Outer box dimensions, mounting opening 2 cm larger
Non-standard box dimensions and additional accessories on pages 20 - 23

Outer box dimensions, mounting opening 2 cm larger
Non-standard box dimensions and additional accessories on pages 20 - 23

Outer box dimensions, mounting opening 2 cm larger
Non-standard box dimensions and additional accessories on pages 20 - 23

Outer box dimensions, mounting opening 2 cm larger
Non-standard box dimensions and additional accessories on pages 20 - 23

Outer box dimensions, mounting opening 2 cm larger
Non-standard box dimensions and additional accessories on pages 20 - 23

POLAR PLUS



4 CLASS AIR TIGHTNESS

EN 14975 COMPLIANCE WITH THE STANDARD

MASKING BATTEN 5 YEARS GUARANTEE

$U_d = 0,36$ W/m²-K

TWO-POINT LOCK ADDITIONAL STEP

160 KG MAXIMUM LOAD
TELESCOPIC HANDRAIL 2x
PROTECTIVE FEET
SEALS 3x

Insulated hatch thickness	86 mm
Thickness of thermal insulation	80 mm
Hatch colour from both sides	White
Wooden-metal ladder	3 sections
Height of wooden box	170 mm
Width of ladder	370/400 mm
Width of step	358 mm
Depth of step	80 mm
Landing space	147 cm
Opening distance/angle	169 cm
Maximum ceiling height	280 cm

Box dimensions [cm]
120x60
120x70

Width of ladder for dimensions 120x60 - 370 mm
Width of ladder for dimensions 120x70 - 400 mm
Outer box dimensions, mounting opening 2 cm larger
Additional accessories on pages 20 - 23

MAXI PLUS



$U_d = 0,7$ W/m²-K

EN 14975 COMPLIANCE WITH THE STANDARD 3 YEARS GUARANTEE

160 KG MAXIMUM LOAD
TELESCOPIC HANDRAIL 1x
PROTECTIVE FEET
SEALS 2x

Insulated hatch thickness	56 mm
Thickness of thermal insulation	50 mm
Hatch colour from both sides	White
Wooden-metal ladder	3 sections
Height of wooden box	170 mm
Width of ladder	370/400 mm
Width of step	358 mm
Depth of step	80 mm
Landing space	151 cm
Opening distance/angle	168 cm
Maximum ceiling height	280 cm

Box dimensions [cm]
120x60
120x70

Width of ladder for dimensions 120x60 - 370 mm
Width of ladder for dimensions 120x70 - 400 mm
Outer box dimensions, mounting opening 2 cm larger
Additional accessories on pages 20 - 23

MINI POLAR

LOFT LADDERS MINI



$U_d = 0,36$ W/m²-K

EN 14975 COMPLIANCE WITH THE STANDARD 5 YEARS GUARANTEE

160 KG MAXIMUM LOAD
HANDRAIL
PROTECTIVE FEET
SEALS 2x

Insulated hatch thickness	86 mm
Thickness of thermal insulation	80 mm
Hatch colour from both sides	White
Wooden-metal ladder	4 sections
Height of wooden box	170 mm
Width of ladder	365 mm
Width of step	324 mm
Depth of step	80 mm
Landing space	142/149 cm
Opening distance/angle	132/139 cm
Maximum ceiling height	280 cm

Box dimensions [cm]
90x50* 100x50* 110x50*
90x55 100x55 110x55
90x60 100x60 110x60
90x70 100x70 110x70

Outer box dimensions, mounting opening 2 cm larger
Non-standard box dimensions and additional accessories on pages 20 - 23

*no possibility of installing a handrail

MINI EXTRA



$U_d = 0,85$ W/m²-K

EN 14975 COMPLIANCE WITH THE STANDARD 3 YEARS GUARANTEE

160 KG MAXIMUM LOAD
HANDRAIL
PROTECTIVE FEET
SEAL 1x

Insulated hatch thickness	46 mm
Thickness of thermal insulation	40 mm
Hatch colour from both sides	White
Wooden-metal ladder	4 sections
Height of wooden box	170 mm
Width of ladder	365 mm
Width of step	324 mm
Depth of step	80 mm
Landing space	103/130 cm
Opening distance/angle	120/125 cm
Maximum ceiling height	260/265 cm

Box dimensions [cm]
80x60 90x60 100x60
80x70 90x70 100x70

Outer box dimensions, mounting opening 2 cm larger
Non-standard box dimensions and additional accessories on pages 20 - 23

MINI TERMO



$U_d = 1,22$ W/m²-K

EN 14975 COMPLIANCE WITH THE STANDARD

160 KG MAXIMUM LOAD
HANDRAIL
SEAL 1x
3 YEARS GUARANTEE

Insulated hatch thickness	26 mm
Thickness of thermal insulation	20 mm
Hatch colour from both sides	White
Wooden-metal ladder	4 sections
Height of wooden box	135 mm
Width of ladder	365 mm
Width of step	324 mm
Depth of step	80 mm
Landing space	101/135 cm
Opening distance/angle	115/125/126 cm
Maximum ceiling height	260/265 cm

Box dimensions [cm]
80x60 90x60 100x60
80x70 90x70 100x70

Outer box dimensions, mounting opening 2 cm larger
Non-standard box dimensions and additional accessories on pages 20 - 23

FLEX POLAR

FLEX TERMO


FLEX TERMO METALBOX

SOLID POLAR

SOLID EXTRA

SOLID TERMO

FLEX LOFT LADDERS



SOLID LOFT LADDERS



4 CLASS AIR TIGHTNESS

U_d = 0,36 W/m²·K
EN 14975 COMPLIANCE WITH THE STANDARD
5 YEARS GUARANTEE

160 KG MAXIMUM LOAD
ADDITIONAL STEP
10x STEPS FLEX
2x SEALS

U_d = 1,22 W/m²·K
EN 14975 COMPLIANCE WITH THE STANDARD

160 KG MAXIMUM LOAD
1x SEAL
10x STEPS FLEX
3 YEARS GUARANTEE

U_d = 1,22 W/m²·K

160 KG MAXIMUM LOAD
10x STEPS FLEX
EN 14975 COMPLIANCE WITH THE STANDARD
3 YEARS GUARANTEE

4 CLASS AIR TIGHTNESS

U_d = 0,36 W/m²·K
EN 14975 COMPLIANCE WITH THE STANDARD
5 YEARS GUARANTEE
ADDITIONAL STEP

210 KG MAXIMUM LOAD
HANDRAIL
PROTECTIVE FEET
2x SEALS

U_d = 0,85 W/m²·K
EN 14975 COMPLIANCE WITH THE STANDARD
3 YEARS GUARANTEE

210 KG MAXIMUM LOAD
HANDRAIL
PROTECTIVE FEET
1x SEAL

U_d = 1,22 W/m²·K
EN 14975 COMPLIANCE WITH THE STANDARD

190 KG MAXIMUM LOAD
PROTECTIVE FEET
1x SEAL
3 YEARS GUARANTEE

Insulated hatch thickness	86 mm
Thickness of thermal insulation	80 mm
Hatch colour from both sides	White
Flex ladder	10 steps
Height of wooden box	170 mm
Width of ladder	390 mm
Width of step	345 mm
Depth of step	80 mm
Landing space	210 cm
Opening distance/angle	245 cm
Maximum ceiling height	290 cm

Insulated hatch thickness	26 mm
Thickness of thermal insulation	20 mm
Hatch colour from both sides	White
Flex ladder	10 steps
Height of wooden box	135 mm
Width of ladder	390 mm
Width of step	345 mm
Depth of step	80 mm
Landing space	195/200/210 cm
Opening distance	220/225/230/245 cm
Maximum ceiling height	290 cm

Insulated hatch thickness	26 mm
Thickness of thermal insulation	20 mm
Hatch colour from both sides	White
Flex ladder	10 steps
Height of metal box	135 mm
Width of ladder	x50 = 290 mm x60,70 = 390 mm
Width of step	x50 = 245 mm x60,70 = 345 mm
Depth of step	80 mm
Landing space	195/200/210 cm
Opening distance	220/225/230/245 cm
Maximum ceiling height	290 cm

Insulated hatch thickness	86 mm
Thickness of thermal insulation	80 mm
Hatch colour from both sides	White
Metal ladder	3 sections
Height of wooden box	170 mm
Width of ladder	400 mm
Width of step	361 mm
Depth of step	113 mm
Landing space	139/147 cm
Opening distance	165/169 cm
Maximum ceiling height	280 cm

Insulated hatch thickness	46 mm
Thickness of thermal insulation	40 mm
Hatch colour from both sides	White
Metal ladder	3 sections
Height of wooden box	170 mm
Width of ladder	400 mm
Width of step	361 mm
Depth of step	113 mm
Landing space	128/142 cm
Opening distance	161/165 cm
Maximum ceiling height	280 cm

Insulated hatch thickness	26 mm
Thickness of thermal insulation	20 mm
Hatch colour from both sides	White
Metal ladder	3 sections
Height of wooden box	135 mm
Width of ladder	400 mm
Width of step	361 mm
Depth of step	113 mm
Landing space	134/148 cm
Opening distance	160/166 cm
Maximum ceiling height	280 cm

Box dimensions [cm]
 120x60
 120x70

Box dimensions [cm]
 70x60 80x60 90x60 100x60 110x60 120x60 130x60
 70x70 80x70 90x70 100x70 110x70 120x70 130x70

Box dimensions [cm]
 70x50 80x50 90x50 100x50
 70x60 80x60 90x60 100x60 110x60 120x60 130x60
 70x70 80x70 90x70 100x70 110x70 120x70 130x70

Box dimensions [cm]
 113x55* 120x55* 130x55* 140x55*
 113x60 120x60 130x60 140x60
 113x70 120x70 130x70 140x70

Box dimensions [cm]
 110x55* 120x55* 130x55* 140x55*
 110x60 120x60 130x60 140x60
 110x70 120x70 130x70 140x70

Box dimensions [cm]
 110x55* 120x55* 130x55* 140x55*
 110x60 120x60 130x60 140x60
 110x70 120x70 130x70 140x70

Outer box dimensions, mounting opening 2 cm larger
 Additional accessories on pages 20 - 23

Outer box dimensions, mounting opening 2 cm larger
 Non-standard box dimensions and additional accessories on pages 20 - 23

Outer box dimensions, mounting opening 2 cm larger
 Additional accessories on pages 20 - 23

Outer box dimensions, mounting opening 2 cm larger
 Non-standard box dimensions and additional accessories on pages 20 - 23

Outer box dimensions, mounting opening 2 cm larger
 Non-standard box dimensions and additional accessories on pages 20 - 23

Outer box dimensions, mounting opening 2 cm larger
 Non-standard box dimensions and additional accessories on pages 20 - 23

*no possibility of installing a handrail

*no possibility of installing a handrail

*no possibility of installing a handrail

LONG POLAR



4 CLASS AIR TIGHTNESS

EN 14975 COMPLIANCE WITH THE STANDARD

$U_d = 0,36$ W/m²·K

ADDITIONAL STEP

5 YEARS GUARANTEE

160 KG

MAXIMUM LOAD

HANDRAIL

PROTECTIVE FEET

2x

SEALS

Insulated hatch thickness	86 mm
Thickness of thermal insulation	80 mm
Hatch colour from both sides	White
Wooden ladder	4 section
Height of wooden box	170 mm
Width of ladder	400 mm
Width of step	358 mm
Depth of step	80 mm
Landing space	175 cm
Opening distance/angle	172 cm
Maximum ceiling height	310 cm

Box dimensions [cm]

120x60 130x60
120x70 130x70

Outer box dimensions, mounting opening 2 cm larger
Non-standard box dimensions and additional accessories on pages 20 – 23

LONG EXTRA



$U_d = 0,85$ W/m²·K

EN 14975 COMPLIANCE WITH THE STANDARD

3 YEARS GUARANTEE

160 KG

MAXIMUM LOAD

HANDRAIL

PROTECTIVE FEET

1x

SEAL

Insulated hatch thickness	46 mm
Thickness of thermal insulation	40 mm
Hatch colour from both sides	White
Wooden ladder	4 sections
Height of wooden box	170 mm
Width of ladder	400 mm
Width of step	358 mm
Depth of step	80 mm
Landing space	165 cm
Opening distance/angle	167 cm
Maximum ceiling height	330 cm

Box dimensions [cm]

120x55 130x55 140x55
120x60 130x60 140x60
120x70 130x70 140x70

Outer box dimensions, mounting opening 2 cm larger
Non-standard box dimensions and additional accessories on pages 20 – 23

LONG TERMO PS



$U_d = 1,22$ W/m²·K

EN 14975 COMPLIANCE WITH THE STANDARD

3 YEARS GUARANTEE

160 KG

MAXIMUM LOAD

HANDRAIL

PROTECTIVE FEET

1x

SEAL

Insulated hatch thickness	26 mm
Thickness of thermal insulation	20 mm
Hatch colour from both sides	White
Wooden ladder	4 sections
Height of wooden box	135 mm
Width of ladder	400 mm
Width of step	358 mm
Depth of step	80 mm
Landing space	172 cm
Opening distance/angle	168 cm
Maximum ceiling height	330 cm

Box dimensions [cm]

120x55 130x55 140x55
120x60 130x60 140x60
120x70 130x70 140x70

Outer box dimensions, mounting opening 2 cm larger
Non-standard box dimensions and additional accessories on pages 20 – 23

LONG FLEX TERMO



$U_d = 1,22$ W/m²·K

EN 14975 COMPLIANCE WITH THE STANDARD

3 YEARS GUARANTEE

160 KG

MAXIMUM LOAD

11x

STEPS FLEX

1x

SEAL

3

YEARS GUARANTEE

Insulated hatch thickness	26 mm
Thickness of thermal insulation	20 mm
Hatch colour from both sides	White
Flex ladder	11 steps
Height of wooden box	135 mm
Width of ladder	390 mm
Width of step	345 mm
Depth of step	80 mm
Landing space	205/220 cm
Opening distance	220/225/230/245 cm
Maximum ceiling height	310 cm

Box dimensions [cm]

80x60 90x60 100x60 110x60 120x60 130x60
80x70 90x70 100x70 110x70 120x70 130x70

Outer box dimensions, mounting opening 2 cm larger
Non-standard box dimensions and additional accessories on pages 20 – 23

EI45

EI45 MINI

EI45 POLAR

EI60

EI60 SOLID

FIRE RESISTANT LOFT LADDERS



EI45



COMPLIANCE WITH THE STANDARD

U_d = 0,54 W/m²·K

PROTECTIVE FEET

3 YEARS GUARANTEE

160 KG MAXIMUM LOAD

HANDRAIL

FIRE RESISTANT SEAL 1x

SEAL 1x

Insulated hatch thickness	66 mm
Thickness of thermal insulation	60 mm
Hatch colour from both sides	White
Wooden ladder	3 sections
Height of wooden box	170 mm
Width of ladder	400 mm
Width of step	358 mm
Depth of step	80 mm
Landing space	145 cm
Opening distance/angle	168 cm
Maximum ceiling height	280 cm

Box dimensions [cm]

120x60 130x60
120x70 130x70

Outer box dimensions, mounting opening 2 cm larger
Additional accessories on pages 20 – 23



EI45



COMPLIANCE WITH THE STANDARD

U_d = 0,54 W/m²·K

PROTECTIVE FEET

3 YEARS GUARANTEE

160 KG MAXIMUM LOAD

HANDRAIL

FIRE RESISTANT SEAL 1x

SEAL 1x

Insulated hatch thickness	66 mm
Thickness of thermal insulation	60 mm
Hatch colour from both sides	White
Wooden-metal ladder	4 sections
Height of wooden box	170 mm
Width of ladder	365 mm
Width of step	324 mm
Depth of step	80 mm
Landing space	103/130 cm
Opening distance/angle	120/125 cm
Maximum ceiling height	260/265 cm

Box dimensions [cm]

90x60 100x60
90x70 100x70

Outer box dimensions, mounting opening 2 cm larger
Additional accessories on pages 20 – 23



EI45

4 CLASS AIR TIGHTNESS



ADDITIONAL FEET



COMPLIANCE WITH THE STANDARD

U_d = 0,43 W/m²·K

PROTECTIVE FEET

5 YEARS GUARANTEE

160 KG MAXIMUM LOAD

HANDRAIL

FIRE RESISTANT SEAL 1x

SEALS 2x

Insulated hatch thickness	86 mm
Thickness of thermal insulation	80 mm
Hatch colour from both sides	White
Wooden ladder	3 sections
Height of wooden box	170 mm
Width of ladder	400 mm
Width of step	358 mm
Depth of step	80 mm
Landing space	147 cm
Opening distance/angle	169 cm
Maximum ceiling height	280 cm

Box dimensions [cm]

120x60 130x60
120x70 130x70

Outer box dimensions, mounting opening 2 cm larger
Additional accessories on pages 20 – 23



EI60



COMPLIANCE WITH THE STANDARD

U_d = 0,54 W/m²·K

PROTECTIVE FEET

3 YEARS GUARANTEE

160 KG MAXIMUM LOAD

HANDRAIL

FIRE RESISTANT SEAL 1x

SEAL 1x

Insulated hatch thickness	66 mm
Thickness of thermal insulation	60 mm
Hatch colour from both sides	White
Wooden ladder	4 sections
Height of wooden box	170 mm
Width of ladder	400 mm
Width of step	358 mm
Depth of step	80 mm
Landing space	145 cm
Opening distance/angle	168 cm
Maximum ceiling height	280 cm

Box dimensions [cm]

120x60 130x60
120x70 130x70

Outer box dimensions, mounting opening 2 cm larger
Additional accessories on pages 20 – 23



EI60



COMPLIANCE WITH THE STANDARD

U_d = 0,54 W/m²·K

PROTECTIVE FEET

3 YEARS GUARANTEE

210 KG MAXIMUM LOAD

HANDRAIL

FIRE RESISTANT SEAL 1x

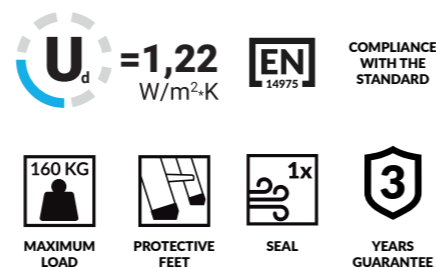
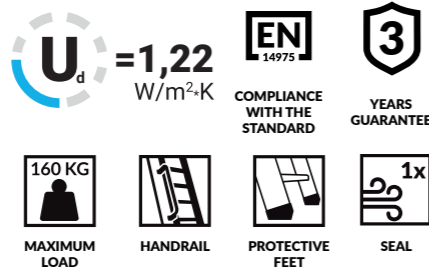
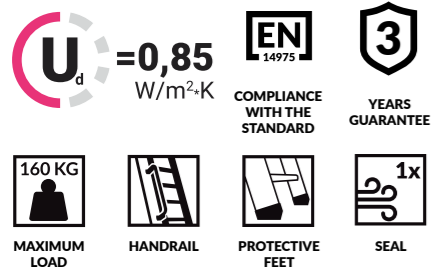
SEAL 1x

Insulated hatch thickness	66 mm
Thickness of thermal insulation	60 mm
Hatch colour from both sides	White
Metal ladder	3 sections
Height of wooden box	170 mm
Width of ladder	400 mm
Width of step	361 mm
Depth of step	113 mm
Landing space	145 cm
Opening distance/angle	168 cm
Maximum ceiling height	280 cm

Box dimensions [cm]

120x60 130x60
120x70 130x70

Outer box dimensions, mounting opening 2 cm larger
Additional accessories on pages 20 – 23



Insulated hatch thickness	46 mm
Thickness of thermal insulation	40 mm
Hatch colour from both sides	White
Aluminium ladder	3 sections
Height of wooden box	170 mm
Width of ladder	400 mm
Width of step	350 mm
Depth of step	80 mm
Landing space	128/142 cm
Opening distance/angle	161/165 cm
Maximum ceiling height	280 cm

Box dimensions [cm]

110x55 120x55 130x55 140x55
 110x60 120x60 130x60 140x60
 110x70 120x70 130x70 140x70

Outer box dimensions, mounting opening 2 cm larger
 Non-standard box dimensions and additional accessories on pages 20 - 23

Insulated hatch thickness	26 mm
Thickness of thermal insulation	20 mm
Hatch colour from both sides	White
Wooden-metal ladder	3 sections
Height of wooden box	135 mm
Width of ladder	400 mm
Width of step	359 mm
Depth of step	80 mm
Landing space	134/148 cm
Opening distance/angle	160/166 cm
Maximum ceiling height	280 cm

Box dimensions [cm]

110x55 120x55 130x55 140x55
 110x60 120x60 130x60 140x60
 110x70 120x70 130x70 140x70

Outer box dimensions, mounting opening 2 cm larger
 Non-standard box dimensions and additional accessories on pages 20 - 23

Insulated hatch thickness	26 mm
Thickness of thermal insulation	20 mm
Hatch colour from both sides	White
Wooden ladder	4 sections
Height of wooden box	135 mm
Width of ladder	400 mm
Width of step	358 mm
Depth of step	80 mm
Landing space	146 cm
Opening distance/angle	135 cm
Maximum ceiling height	280 cm

Box dimensions [cm]

100x55
 100x60
 100x70

Outer box dimensions, mounting opening 2 cm larger
 Non-standard box dimensions and additional accessories on pages 20 - 23




Hatch balustrade
DSS B

The hatch balustrade is installed directly to the ladder box from the top of the ladder. It is made of wood and equipped with metal brackets. It increases the safety and protects against falling into the ladder opening.

Dimensions [cm]

Possibility of cutting for smaller box dimensions
 120x70 - 140x85



Masking batten
DSS LM-1

The masking batten covers the underneath connection of the box with the ceiling. It is made from white plastic which provides very aesthetic design. Simple and easy installation from the cut to size battens. It does not require additional tools or fitting elements (nails, screws).

Dimensions [cm]

120x70 - 140x85
 Possibility of self-cutting for a smaller box size



x4

Mounting system
DSS ZM-1

The special mounting system allows individual installation of the ladder to the ceiling. It ensures safe falling of the box to the desired height and fastening it to the ceiling.



Protective feet
DSS S-1

The protective feet made from plastic increase the safety and ensure an aesthetic finish.



4 section ladder
PSS D-1

A 4-section ladder with a length of up to 3.3 m in height. The PSS D-1 ladder is compatible with stairs with a minimum box length of 120 cm.

It is incompatible with TERMO PS and EXTRA stair models in size 110, Polar in size 113 and MAXI in all sizes.



Additional step
DSS DS-2

In case of mounting on the box, additional step DSS DS-2 is compatible with all Loft Ladders models with wooden box with minimum height of 170 mm.

Dimensions [cm]

Should be adjusted to the type of ladder
 310mm - MINI / 330mm - Others



Additional step flex
DSS DS-3

An additional step will extend the ladder to the maximum 310cm high.

Dimensions [cm]

Should be adjusted to the width of box
 290mm - to the box width 50cm
 360mm - to the box width above 50cm
 *Incompatible with boxes (dimension B) < 80cm



Handrail
DSS P-1/DSS P-3

The metal handrail is attached to the hatch along the ladder. It provides a secure handle when ascending and descending the ladder. Easy installation is possible on the right or left hand side of the ladder or on both sides of it.

DSS P-1 for the MINI and Compact Termo loft ladders.
DSS P-3 for the Loft Ladders with the boxdimension greater than or equal to 110 cm.

DK POLAR

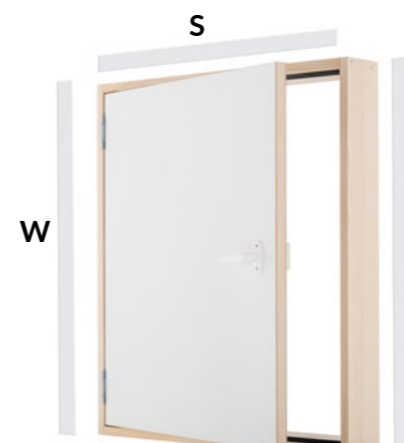
DK MAXI

DK EXTRA

DK TERMO

DK EI30 POLAR

WALL HATCHES



U_d = 0,36 W/m²·K
 SEALS 2x
 5 YEARS GUARANTEE

U_d = 0,7 W/m²·K
 SEALS 2x
 3 YEARS GUARANTEE

U_d = 0,85 W/m²·K
 SEALS 1x
 3 YEARS GUARANTEE

U_d = 1,22 W/m²·K
 SEALS 1x
 3 YEARS GUARANTEE

U_d = 0,43 W/m²·K
 FIRE RESISTANT SEAL 1x
 SEALS 2x
 5 YEARS GUARANTEE

Insulated hatch thickness	86 mm
Thickness of thermal insulation	80 mm
Hatch colour form both sides	White
Frame height	110 mm
Frame thickness	30 mm
Door opening method	Handle
Slotted hinge	Metal
Guarantee	5 years
Frame material	Softwood
Included in a kit	Masking batten
Opening to the left or to the right side	
Purpose of use	Interior

Insulated hatch thickness	56 mm
Thickness of thermal insulation	50 mm
Hatch colour form both sides	White
Frame height	110 mm
Frame thickness	30 mm
Door opening method	Handle
Slotted hinge	Metal
Guarantee	3 years
Frame material	Softwood
Included in a kit	Masking batten
Opening to the left or to the right side	
Purpose of use	Interior

Insulated hatch thickness	46 mm
Thickness of thermal insulation	40 mm
Hatch colour form both sides	White
Frame height	110 mm
Frame thickness	30 mm
Door opening method	Handle
Slotted hinge	Metal
Guarantee	3 years
Frame material	Softwood
Included in a kit	Masking batten
Opening to the left or to the right side	
Purpose of use	Interior

Insulated hatch thickness	26 mm
Thickness of thermal insulation	20 mm
Hatch colour form both sides	White
Frame height	110 mm
Frame thickness	30 mm
Door opening method	Handle
Slotted hinge	Metal
Guarantee	3 years
Frame material	Softwood
Included in a kit	Masking batten
Opening to the left or to the right side	
Purpose of use	Interior

Insulated hatch thickness	86 mm
Thickness of thermal insulation	80 mm
Hatch colour form both sides	White
Frame height	110 mm
Frame thickness	30 mm
Door opening method	Knob
Slotted hinge	Metal
Guarantee	5 years
Frame material	Softwood
Included in a kit	Masking batten
Opening to the left or to the right side	
Purpose of use	Interior

Locking latch when closed

Box dimensions [cm] WxS

80x55 90x55

70x60 80x60 90x60 100x60 110x60

70x70 80x70 90x70 100x70 110x70

Min-Max height 55-100

Min-Max width 55-90

Outer box dimensions, mounting opening 2 cm larger

Locking latch when closed

Box dimensions [cm] WxS

80x55 90x55

70x60 80x60 90x60 100x60 110x60

70x70 80x70 90x70 100x70 110x70

Min-Max height 55-100

Min-Max width 55-90

Outer box dimensions, mounting opening 2 cm larger

Locking latch when closed

Box dimensions [cm] WxS

80x55 90x55

70x60 80x60 90x60 100x60 110x60

70x70 80x70 90x70 100x70 110x70

Min-Max height 55-100

Min-Max width 55-90

Outer box dimensions, mounting opening 2 cm larger

Locking latch when closed

Box dimensions [cm] WxS

80x55 90x55

70x60 80x60 90x60 100x60 110x60

70x70 80x70 90x70 100x70 110x70

Min-Max height 55-100

Min-Max width 55-90

Outer box dimensions, mounting opening 2 cm larger

Locking latch when closed

Box dimensions [cm] WxS

80x55 90x55

70x60 80x60 90x60 100x60 110x60

70x70 80x70 90x70 100x70 110x70

Outer box dimensions, mounting opening 2 cm larger

WS POLAR

WS MAXI

WS EXTRA

WS TERMO

LOFT HATCHES



U_d = 0,36 W/m²-K
 SEALS 2x
 5 YEARS GUARANTEE

U_d = 0,7 W/m²-K
 SEALS 2x
 3 YEARS GUARANTEE

U_d = 0,85 W/m²-K
 SEAL 1x
 3 YEARS GUARANTEE

U_d = 1,22 W/m²-K
 SEAL 1x
 3 YEARS GUARANTEE

Insulated hatch thickness	86 mm
Thickness of thermal insulation	80 mm
Hatch colour form both sides	White
Frame height	110 mm
Frame thickness	30 mm
Frame material	Softwood
Slotted hinge	Metal
Guarantee	5 years
Type of opening	Drop-down
Type of lock	Locking latch when closed
Opening to the left or to the right side	
Purpose of use	Interior

Insulated hatch thickness	56 mm
Thickness of thermal insulation	50 mm
Hatch colour form both sides	White
Frame height	110 mm
Frame thickness	30 mm
Frame material	Softwood
Slotted hinge	Metal
Guarantee	3 years
Type of opening	Drop-down
Type of lock	Locking latch when closed
Opening to the left or to the right side	
Purpose of use	Interior

Insulated hatch thickness	46 mm
Thickness of thermal insulation	40 mm
Hatch colour form both sides	White
Frame height	110 mm
Frame thickness	30 mm
Frame material	Softwood
Slotted hinge	Metal
Guarantee	3 years
Type of opening	Drop-down
Type of lock	Locking latch when closed
Opening to the left or to the right side	
Purpose of use	Interior

Insulated hatch thickness	26 mm
Thickness of thermal insulation	20 mm
Hatch colour form both sides	White
Frame height	110 mm
Frame thickness	30 mm
Frame material	Softwood
Slotted hinge	Metal
Guarantee	3 years
Type of opening	Drop-down
Type of lock	Locking latch when closed
Opening to the left or to the right side	
Purpose of use	Interior

Box dimensions [cm] DxS
 51x43 55x55 70x55

Box dimensions [cm] DxS
 51x43 55x55 70x55

Box dimensions [cm] DxS
 51x43 55x55 70x55

Box dimensions [cm] DxS
 51x43 55x55 70x55

Non-standard box dimensions [cm]
 Dimensions given below are approximate dimensions only

Non-standard box dimensions [cm]
 Dimensions given below are approximate dimensions only

Non-standard box dimensions [cm]
 Dimensions given below are approximate dimensions only

Non-standard box dimensions [cm]
 Dimensions given below are approximate dimensions only

Min-Max length 50-100
 Min-Max width 50-100

Min-Max length 50-100
 Min-Max width 50-100

Min-Max length 50-100
 Min-Max width 50-100

Min-Max length 50-100
 Min-Max width 50-100

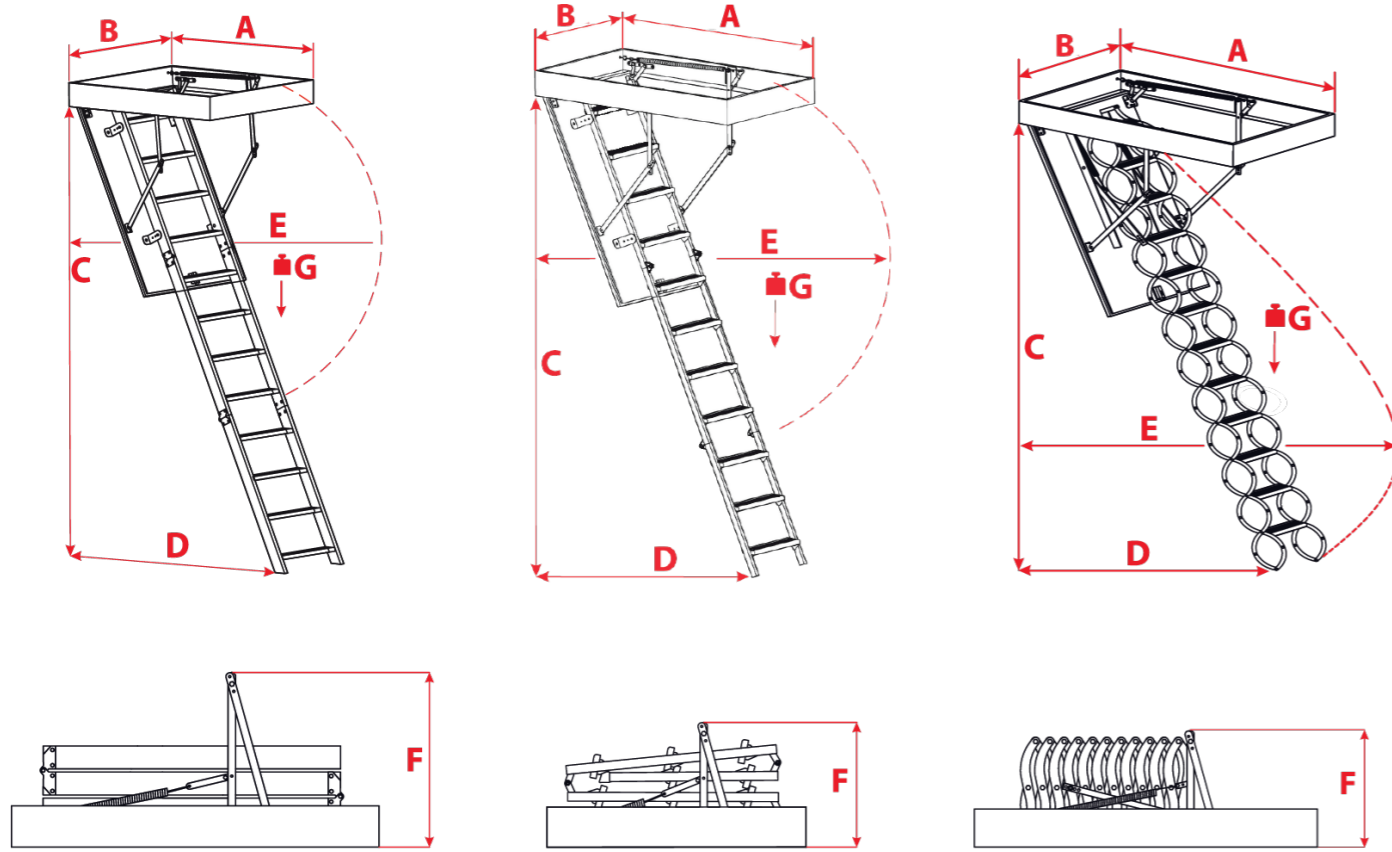
*Unusual dimensions available in full sizes

*Unusual dimensions available in full sizes

*Unusual dimensions available in full sizes

*Unusual dimensions available in full sizes

TECHNICAL DRAWINGS



MINI LOFT LADDERS

DIMENSIONS	A x B	MINI POLAR								MINI EXTRA				MINI TERMO					
		90 x 50	90 x 55	90 x 60	90 x 70	100 x 50	100 x 55	100 x 60	100 x 70	110 x 50	110 x 55	110 x 60	110 x 70	80 x 60	80 x 70	90 x 60	90 x 70	100 x 60	100 x 70
C		265 cm								260 cm				265 cm					
D		149 cm				142 cm				103 cm				130 cm					
E		132 cm				133 cm				120 cm				125 cm					
F		51 cm								47 cm									
G		160 kg																	
NON-STANDARD BOX DIMENSIONS	MIN-MAX LENGTH	90 - 110 cm								80 - 100 cm				80 - 100 cm					
	MIN-MAX WIDTH	50 - 80 cm								60 - 80 cm				60 - 85 cm					
	MINIMAL DIMENSION	90 x 50 cm								80 x 60 cm				80 x 60 cm					
ADDITIONAL ACCESSORIES	HATCH BALUSTRADE DSS B	✓																	
	MASKING BATTEN DSS LM-1	✓																	
	MOUNTING SYSTEM DSS ZM-1	✓																	
	PROTECTIVE FEET DSS S-1	●																	
	4 SECTION LADDER PSS D-1	✗																	
	ADDITIONAL STEP DSS DS-2	●								✗				✗					
	ADDITIONAL FLEX STEP DSS DS-3	✗								✗				✗					
HANDRAIL DSS P-1/DSS P-3	● / ✓ **								● / ✓ *				✓						

Unusual dimensions available in full sizes. The size of untypical stairs can not exceed 1m2. ● - INCLUDED ✓ - POSSIBILITY OF PURCHASE- ✗ NO POSSIBILITY OF MOUNTING
* - ADDITIONAL HANDRAIL TO THE OTHER SIDE OF THE LADDER
** - CANNOT BE INSTALLED IN MODELS WITH A WIDTH OF 50-54 CM

CLASSIC LOFT LADDERS

DIMENSIONS	A x B	POLAR / POLAR Z2						POLAR PLUS		MAXI		MAXI PLUS		EXTRA						KOMFORT / TERMO PS					
		113 x 55	113 x 60	113 x 70	120 x 55	120 x 60	120 x 70	130 x 55	130 x 60	130 x 70	140 x 55	140 x 60	140 x 70	120 x 60	120 x 70	110 x 55	110 x 60	110 x 70	120 x 55	120 x 60	120 x 70	130 x 55	130 x 60	130 x 70	140 x 55
C		280 cm																							
D		139 cm			147 cm			151 cm		128 cm		142 cm		134 cm		148 cm									
E		165 cm			169 cm			168 cm		161 cm		165 cm		160 cm		166 cm									
F		59 cm			62 cm			0 cm		58 cm		58 cm													
G		160 kg																							
NON-STANDARD BOX DIMENSIONS	MIN-MAX LENGTH	(113cm)		120-140 cm				-		116-130 cm		-		110 - 140 cm											
	MIN-MAX WIDTH	54 - 80 cm						-		54 - 70 cm		-		54 - 80 cm				54 - 85 cm							
	MINIMAL DIMENSION	113 x 54 cm						-		116x54 cm		-		110 x 54 cm											
ADDITIONAL ACCESSORIES	HATCH BALUSTRADE DSS B	✓																							
	MASKING BATTEN DSS LM-1	✓			●			-		-		✓		-											
	MOUNTING SYSTEM DSS ZM-1	✓																							
	PROTECTIVE FEET DSS S-1	●																							
	4 SECTION LADDER PSS D-1	✗		✓		-		✗		-		✓		✗		✓									
	ADDITIONAL STEP DSS DS-2	●						-		-		✓		-											
	ADDITIONAL FLEX STEP DSS DS-3	-						-		✗		-		●											
HANDRAIL DSS P-1/DSS P-3	● / ✓ **			✗			● / ✓ **		✗		-		● / ✓ **												

Unusual dimensions available in full sizes. The size of untypical stairs can not exceed 1m2. ● - INCLUDED ✓ - POSSIBILITY OF PURCHASE- ✗ NO POSSIBILITY OF MOUNTING
* - ADDITIONAL HANDRAIL TO THE OTHER SIDE OF THE LADDER
** - NOT APPLICABLE FOR 54CM WIDE SIZES

FLEX LOFT LADDERS

DIMENSIONS	A x B	FLEX POLAR		FLEX TERMO								FLEX TERMO METALBOX																					
		120 x 60	120 x 70	70 x 60	70 x 70	80 x 60	80 x 70	90 x 60	90 x 70	100 x 60	100 x 70	110 x 60	110 x 70	120 x 60	120 x 70	130 x 60	130 x 70	70 x 50	70 x 60	70 x 70	80 x 50	80 x 60	80 x 70	90 x 50	90 x 60	90 x 70	100 x 50	100 x 60	100 x 70	110 x 60	110 x 70	120 x 60	120 x 70
C		290 cm																															
D		210 cm		200 cm		210 cm		195 cm				200 cm		210 cm		210 cm		195 cm															
E		245 cm		220 cm		245 cm		225 cm		230 cm		220 cm		245 cm		225 cm		230 cm															
F		62 cm		50 cm		47 cm		58 cm		50 cm		47 cm		58 cm																			
G		160 kg																															
NON-STANDARD BOX DIMENSIONS	MIN-MAX LENGTH	-		70 - 130 cm								-																					
	MIN-MAX WIDTH	-		60 - 75 cm								-																					
	MINIMAL DIMENSION	-		70 x 60 cm								-																					
ADDITIONAL ACCESSORIES	HATCH BALUSTRADE DSS B	-		✓								✗																					
	MASKING BATTEN DSS LM-1	-		✓								✗																					
	MOUNTING SYSTEM DSS ZM-1	-		✓								✗																					
	PROTECTIVE FEET DSS S-1	-		●								-																					
	4 SECTION LADDER PSS D-1	-		✗								✗																					
	ADDITIONAL STEP DSS DS-2	●		-								✗																					
	ADDITIONAL FLEX STEP DSS DS-3	✗		-								✓		✗		●		✓															
HANDRAIL DSS P-1/DSS P-3	-		-								✗																						

Unusual dimensions available in full sizes. The size of untypical stairs can not exceed 1m2. ● - INCLUDED ✓ - POSSIBILITY OF PURCHASE- ✗ NO POSSIBILITY OF MOUNTING

SOLID LOFT LADDERS

DIMENSIONS	A x B	SOLID POLAR								SOLID EXTRA								SOLID TERMO																	
		113x55	113x60	113x70	120x55	120x60	120x70	130x55	130x60	130x70	140x55	140x60	140x70	110x55	110x60	110x70	120x55	120x60	120x70	130x55	130x60	130x70	140x55	140x60	140x70	110x55	110x60	110x70	120x55	120x60	120x70	130x55	130x60	130x70	140x55
C		280 cm																																	
D	139 cm	147 cm								128 cm	142 cm								134 cm	148 cm															
E	165 cm	169 cm								161 cm	165 cm								160 cm	166 cm															
F	59 cm	62 cm								58 cm																									
G	210 kg												190 kg																						
NON-STANDARD BOX DIMENSIONS	MIN-MAX LENGTH	(113cm) 120-140 cm								110 - 140 cm																									
	MIN-MAX WIDTH	54 - 80 cm																54 - 85 cm																	
	MINIMAL DIMENSION	113 x 54 cm												110 x 54 cm																					
ADDITIONAL ACCESSORIES	HATCH BALUSTRADE DSS B																																		
	MASKING BATTEN DSS LM-1																																		
	MOUNTING SYSTEM DSS ZM-1																																		
	PROTECTIVE FEET DSS S-1																																		
	4 SECTION LADDER PSS D-1																																		
	ADDITIONAL STEP DSS DS-2	●																✓								✗									
	ADDITIONAL FLEX STEP DSS DS-3																																		
	HANDRAIL DSS P-1/DSS P-3	● / ✓ **																								✓ **									

Unusual dimensions available in full sizes. The size of untypical stairs can not exceed 1m2.

● - INCLUDED ✓ - POSSIBILITY OF PURCHASE ✗ - NO POSSIBILITY OF MOUNTING

* - ADDITIONAL HANDRAIL TO THE OTHER SIDE OF THE LADDER

** - NOT APPLICABLE FOR 54CM WIDE SIZES

LONG LOFT LADDERS

DIMENSIONS	A x B	LONG EXTRA								LONG TERMO PS								LONG FLEX TERMO								LONG POLAR							
		120x55	120x60	120x70	130x55	130x60	130x70	140x55	140x60	140x70	120x55	120x60	120x70	130x55	130x60	130x70	140x55	140x60	140x70	80x60	80x70	90x60	90x70	100x60	100x70	110x60	110x70	120x60	120x70	130x60	130x70	120x60	120x70
C		330 cm																310 cm															
D	165 cm	172 cm								220 cm	205 cm								175 cm														
E	167 cm	168 cm								265 cm	245 cm	250 cm								172 cm													
F	58 cm								47 cm								58 cm																
G	160 kg																																
NON-STANDARD BOX DIMENSIONS	MIN-MAX LENGTH	120 - 140 cm																80 - 130 cm								120 - 130 cm							
	MIN-MAX WIDTH	54 - 80 cm								54 - 85 cm								60 - 75 cm								54 - 70 cm							
	MINIMAL DIMENSION	120 x 54 cm																80 x 60 cm								120 x 54 cm							
ADDITIONAL ACCESSORIES	HATCH BALUSTRADE DSS B																																
	MASKING BATTEN DSS LM-1																																
	MOUNTING SYSTEM DSS ZM-1																																
	PROTECTIVE FEET DSS S-1	●																✗								●							
	4 SECTION LADDER PSS D-1	●																✗								●							
	ADDITIONAL STEP DSS DS-2	✓																✗								●							
	ADDITIONAL FLEX STEP DSS DS-3	✗																●								✗							
	HANDRAIL DSS P-1/DSS P-3	● / ✓ **												✗												● / ✓ **							

Unusual dimensions available in full sizes. The size of untypical stairs can not exceed 1m2.

● - INCLUDED ✓ - POSSIBILITY OF PURCHASE ✗ - NO POSSIBILITY OF MOUNTING

* - ADDITIONAL HANDRAIL TO THE OTHER SIDE OF THE LADDER

** - NOT APPLICABLE FOR 54CM WIDE SIZES

FIRE RESISTANT LOFT LADDERS

DIMENSIONS	A x B	EI45				MINI EI45				EI45 POLAR				EI60** / SOLID EI60***											
		120x60	120x70	130x60	130x70	90x60	90x70	100x60	100x70	120x60	120x70	130x60	130x70	120x60	120x70	130x60	130x70								
C		280 cm				265 cm				280 cm				280 cm											
D		142 cm				130 cm				147 cm				145 cm											
E		165 cm				125 cm				169 cm				168 cm											
F		58 cm				47 cm				58 cm				60 cm											
G		160 kg								160 kg** 210 kg***															
NON-STANDARD BOX DIMENSIONS	MIN-MAX LENGTH	-																							
	MIN-MAX WIDTH	-																							
	MINIMAL DIMENSION	-																							
ADDITIONAL ACCESSORIES	HATCH BALUSTRADE DSS B	✓																							
	MASKING BATTEN DSS LM-1	✗																							
	MOUNTING SYSTEM DSS ZM-1	✗																							
	PROTECTIVE FEET DSS S-1	●																							
	4 SECTION LADDER PSS D-1	✗																							
	ADDITIONAL STEP DSS DS-2	✗								●								✗							
	ADDITIONAL FLEX STEP DSS DS-3	✗																							
	HANDRAIL DSS P-1/DSS P-3	● / ✓ *																							

Unusual dimensions available in full sizes. The size of untypical stairs can not exceed 1m2.

● - INCLUDED ✓ - POSSIBILITY OF PURCHASE ✗ - NO POSSIBILITY OF MOUNTING

* - ADDITIONAL HANDRAIL TO THE OTHER SIDE OF THE LADDER

** - NOT APPLICABLE FOR 54CM WIDE SIZES

OTHER LOFT LADDERS

DIMENSIONS	A x B	ALUPROFI EXTRA										STALLUX TERMO										COMPACT TERMO					
		110x55	110x60	110x70	120x55	120x60	120x70	130x55	130x60	130x70	140x55	140x60	140x70	110x55	110x60	110x70	120x55	120x60	120x70	130x55	130x60	130x70	140x55	140x60	140x70	100x55	100x60
C		280 cm																									
D	128 cm	142 cm										134 cm										148 cm			146 cm		
E	161 cm	165 cm										160 cm										166 cm			135 cm		
F	58 cm																										
G	160 kg																										
NON-STANDARD BOX DIMENSIONS	MIN-MAX LENGTH	110 - 140 cm																							100 - 110 cm		
	MIN-MAX WIDTH	54 - 80 cm										54 - 85 cm										54 - 85 cm					
	MINIMAL DIMENSION	110 x 54 cm																							100 x 54 cm		
ADDITIONAL ACCESSORIES	HATCH BALUSTRADE DSS B	✓																									
	MASKING BATTEN DSS LM-1	✓																									
	MOUNTING SYSTEM DSS ZM-1	✓																									
	PROTECTIVE FEET DSS S-1	●																									
	4 SECTION LADDER PSS D-1	✗																									
	ADDITIONAL STEP DSS DS-2	✓																				✗					
	ADDITIONAL FLEX STEP DSS DS-3	✗																									
	HANDRAIL DSS P-1/DSS P-3	● / ✓ **																				●			✗		

Unusual dimensions available in full sizes. The size of untypical stairs can not exceed 1m2.

● - INCLUDED ✓ - POSSIBILITY OF PURCHASE ✗ - NO POSSIBILITY OF MOUNTING

* - ADDITIONAL HANDRAIL TO THE OTHER SIDE OF THE LADDER

** - NOT APPLICABLE FOR 54CM WIDE SIZES

OMAN®



OMAN SP. Z O.O.
ZAMKOWA 11
47-400 RACIBÓRZ

32 419 85 00

MARKETING@OMAN.PL
SHOP@OMAN.PL

In case of any questions, we will be pleased to answer.
+48 600 831 283

www.oman.eu



OMAN Sp z o.o. reserves the right to change specifications and technical parameters of products without prior notice.